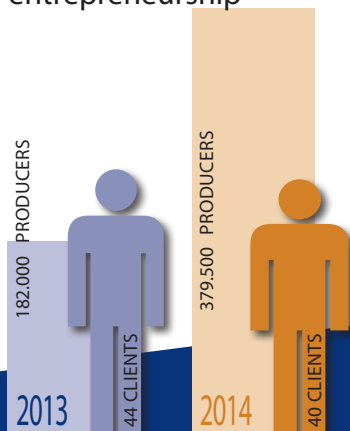




2014 facts & figures

Stimulate local entrepreneurship

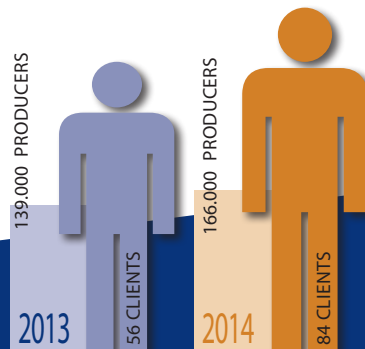


New/strengthened groups

8362

+0,6% compared with 2013

Making entrepreneurial cooperatives a success



Bankable business plans

26

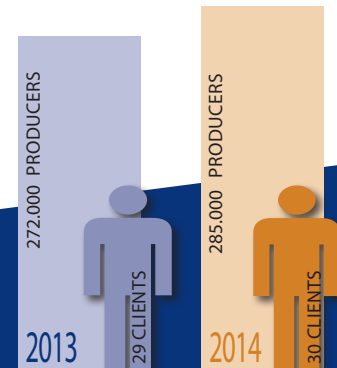
+85% compared with 2013

Loans raised

€ 12,5 million

+74% compared with 2013

Strengthening farmers' advocacy



Lobbying programmes

23

-4% compared with 2013

Policy proposals

26

+433% compared with 2013

FACT training courses

16

+7% compared with 2013

Funds mobilised for agricultural development

€ 63 million

Of the €25.4 million that has gone towards projects, €10.4 million has been contributed by the organisations themselves.

48 Agriterra staff

36 countries

224 peer-to-peer experts on consultancy trips

154 clients, of which 112 with at least one project in progress

131 ongoing projects

